



CAPTAIN
FANTASTIC

HOME MADE MAGIC FOR KIDS






VOTED THE UK'S
NUMBER ONE
CHILDREN'S ENTERTAINMENT COMPANY





Trick 6: The Mysterious Bottle



STEP 1

Mark with dotted lines around the top of a large, empty bottle of water and carefully cut with scissors to remove half of the upper part of the bottle.

STEP 2

Take any apple, ideally not too big, and spear the apple with a long wooden kebab stick. Do this slowly and carefully in front of your audience.

STEP 3

Show the audience that there is no way the apple can fit in the bottle by sitting it on top of the bottle and demonstrated in image above.

STEP 4

Slowly lower the apple into the bottle using the gap created at the back of the container. Try to go slowly and take your time to make it more impressive.